

ENFIELD SQUARE

90 Elm St. Enfield, Connecticut 06082

PROPERTY

HIGHLIGHTS

Demographics	1 mile	3 miles	5 miles
Population	7,001	38,723	81,769
Avg. HH Income	\$83,377	\$120,450	\$142,527
Total Households	2,842	15,808	31,252

- Prominent location directly off of I-91 on Elm Street
- The Property is located 98 miles west of Boston, MA and 135 miles northeast of New York City
- Enfield Square is located in a densely populated, well-heelled trade area featuring a population of approximately 362,000 residents within a 10-mile radius

NOTES

ANCHORS

- GLA: 548,683 SF
- Availabilities: up to 161,720 SF
- Traffic Counts: US Route 91 88,776 VPD
RT. 220 Elm Street 32,600 VPD

- Target



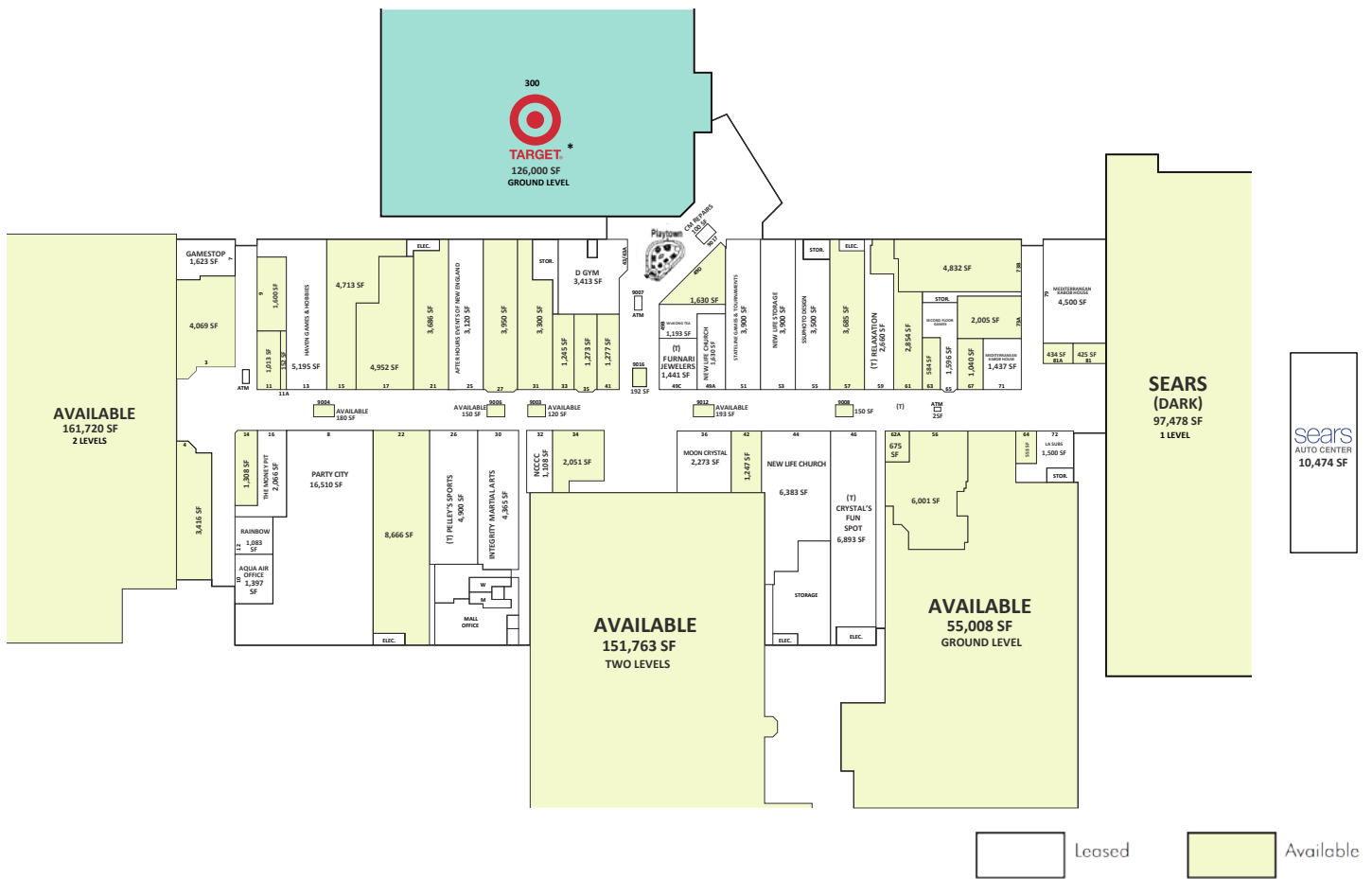
MASON
ASSET MANAGEMENT

T: 516 371.5858
E: leasing@masonam.com
150 Great Neck Road Suite 402
Great Neck, NY, 11021
www.masonam.com

ENFIELD SQUARE

90 Elm St. Enfield, Connecticut 06082

LEASE PLAN



*NOT OWNED



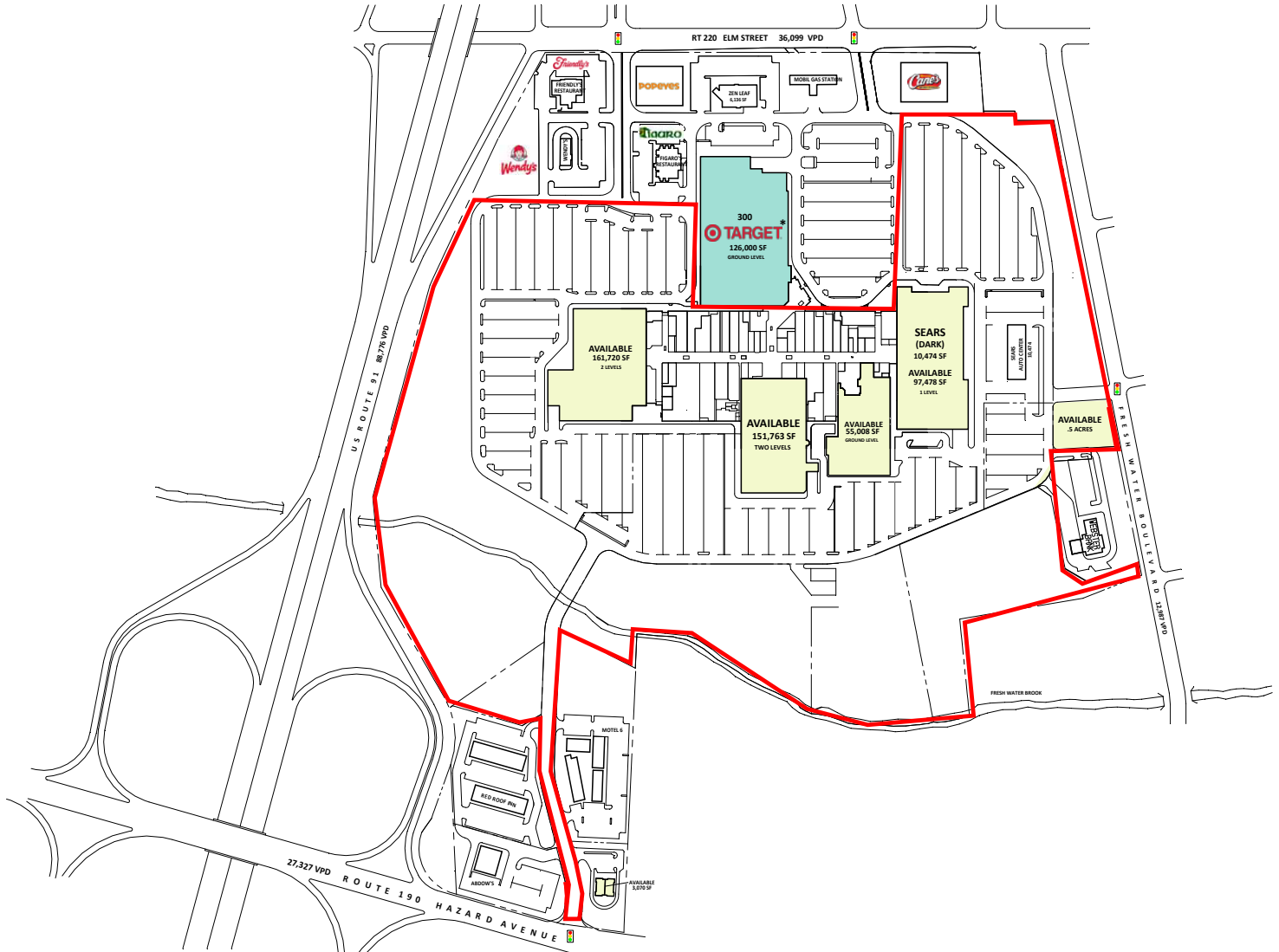
MASON
 ASSET MANAGEMENT

T: 516 371.5858
 E: leasing@masonam.com
 150 Great Neck Road Suite 402
 Great Neck, NY, 11021
www.masonam.com

ENFIELD SQUARE

90 Elm St. Enfield, Connecticut 06082

SITE PLAN



*NOT OWNED



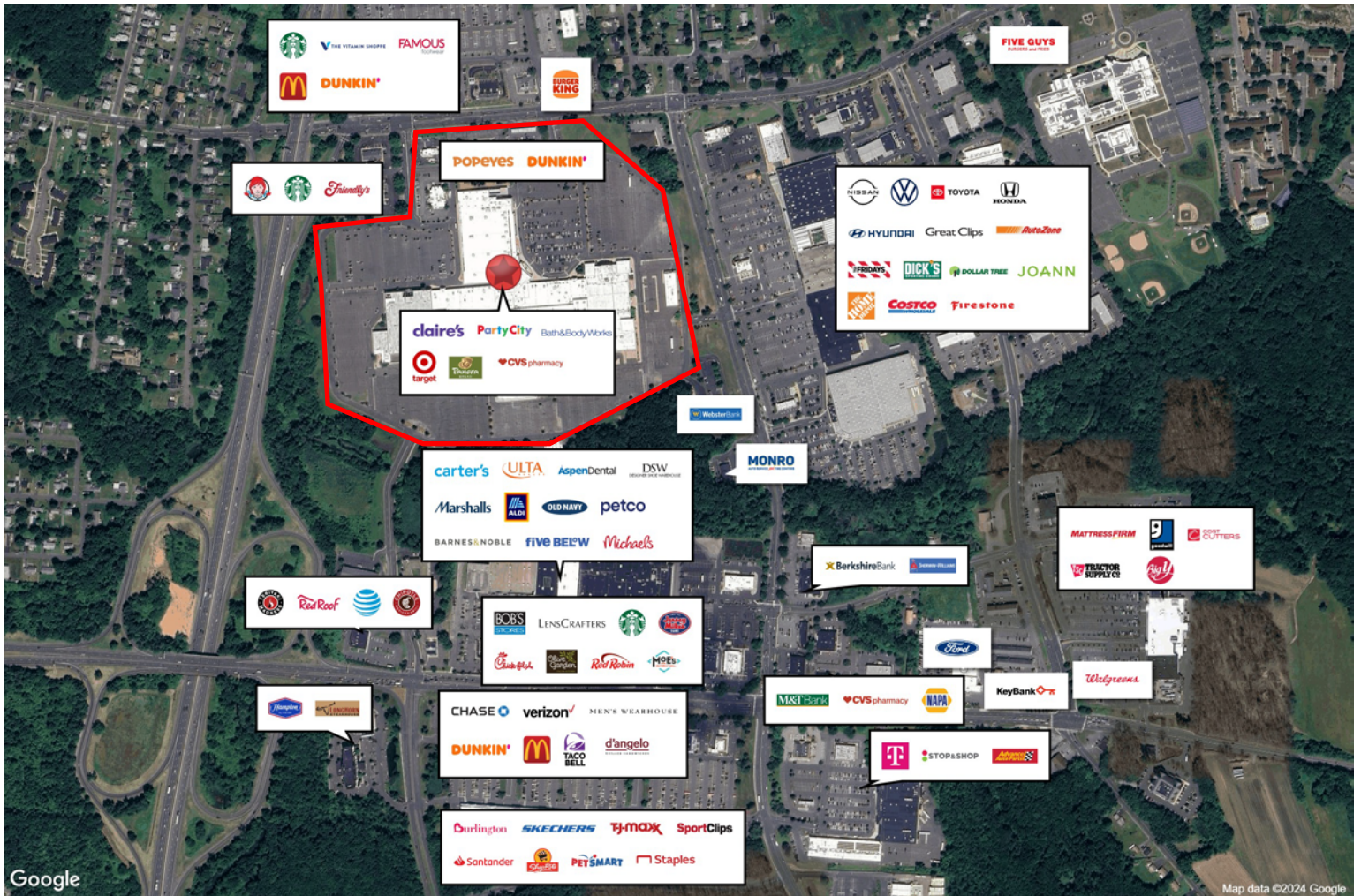
MASON
ASSET MANAGEMENT

T: 516 371.5858
E: leasing@masonam.com
150 Great Neck Road Suite 402
Great Neck, NY, 11021
www.masonam.com

ENFIELD SQUARE

90 Elm St. Enfield, Connecticut 06082

RETAILER MAP



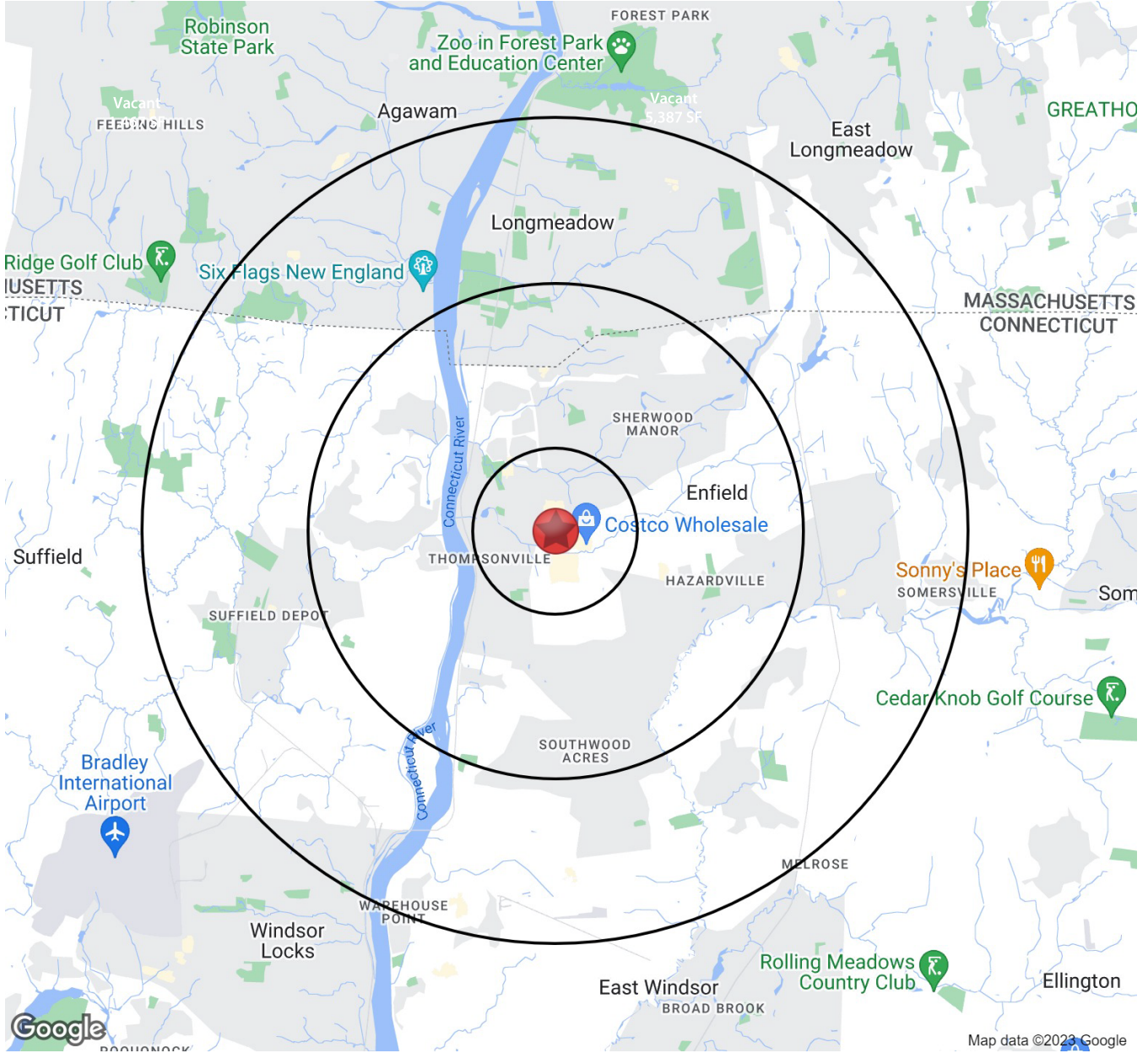
MASON
ASSET MANAGEMENT

T: 516 371.5858
E: leasing@masonam.com
150 Great Neck Road Suite 402
Great Neck, NY, 11021
www.masonam.com

ENFIELD SQUARE

90 Elm St. Enfield, Connecticut 06082

RADIUS MAP



MASON
ASSET MANAGEMENT

T: 516 371.5858
E: leasing@masonam.com
150 Great Neck Road Suite 402
Great Neck, NY, 11021
www.masonam.com