

SOUTHLAND MALL

1215 East Shelby Drive Memphis, TN 38116

PROPERTY

HIGHLIGHTS

Demographics	1 mile	3 miles	5 miles
Population	8,887	61,877	136,317
Avg. HH Income	\$77,163	\$68,886	\$67,479
Total Households	3,472	23,483	51,251

- Strong regional location with excellent visibility from Elvis Presley Boulevard (22,285 AADT) and Shelby Drive (25,208 AADT), two heavily-traveled transportation corridors connecting Whitehaven's commercial areas with surrounding neighborhoods
- Located just off the I-55 and 2 miles from Memphis Int'l Airport
- Across from Kroger and Jewelry Exchange Center

NOTES

NOTABLE TENANTS

- GLA: 216,302 SF
- Availabilities: 1,100 SF- 10,811 SF
- Traffic Counts: 25,214 VPD Shelby Drive
19,073 VPD Elvis Presley Blvd.

- Milano Shoes & Hibbet Sports



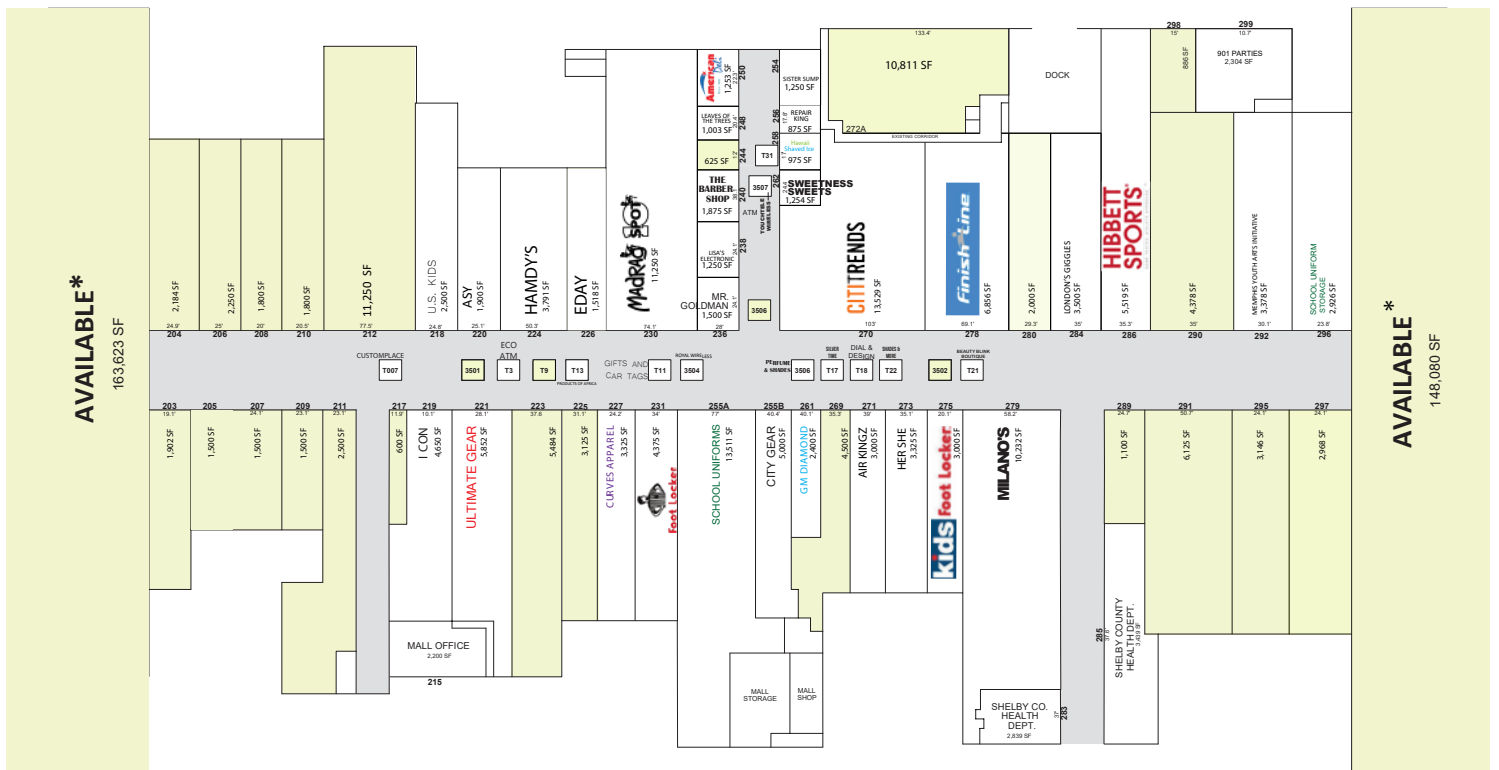
MASON
ASSET MANAGEMENT

T: 516 371.5858
E: leasing@masonam.com
150 Great Neck Road Suite 402
Great Neck, NY, 11021
www.masonam.com

SOUTHLAND MALL

1215 East Shelby Drive Memphis, TN 38116

LEASE PLAN



*NOT OWNED

Leased
 Available



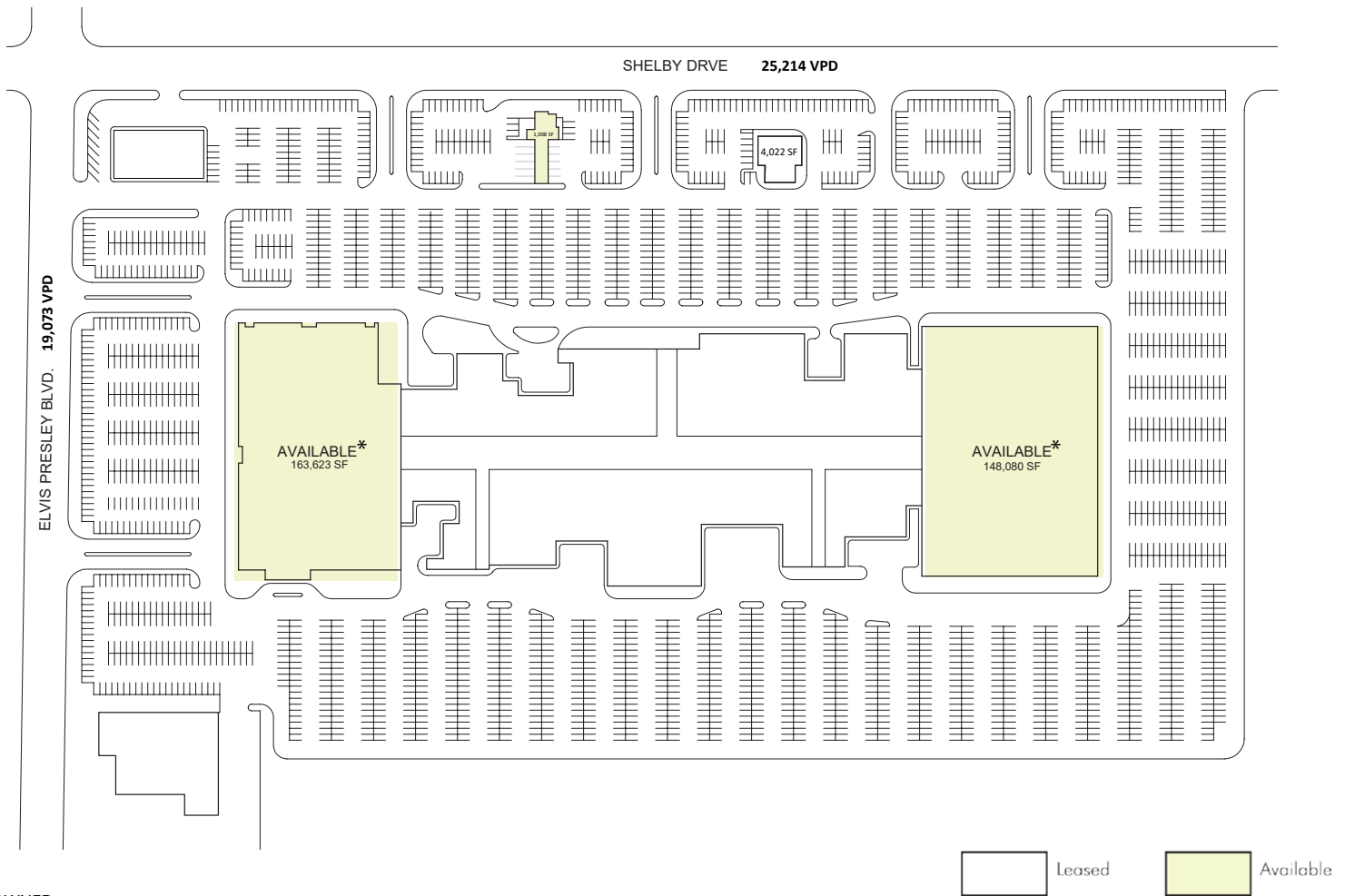
MASON
ASSET MANAGEMENT

T: 516 371.5858
 E: leasing@masonam.com
 150 Great Neck Road Suite 402
 Great Neck, NY, 11021
www.masonam.com

SOUTHLAND MALL

1215 East Shelby Drive Memphis, TN 38116

SITE PLAN



*NOT OWNED



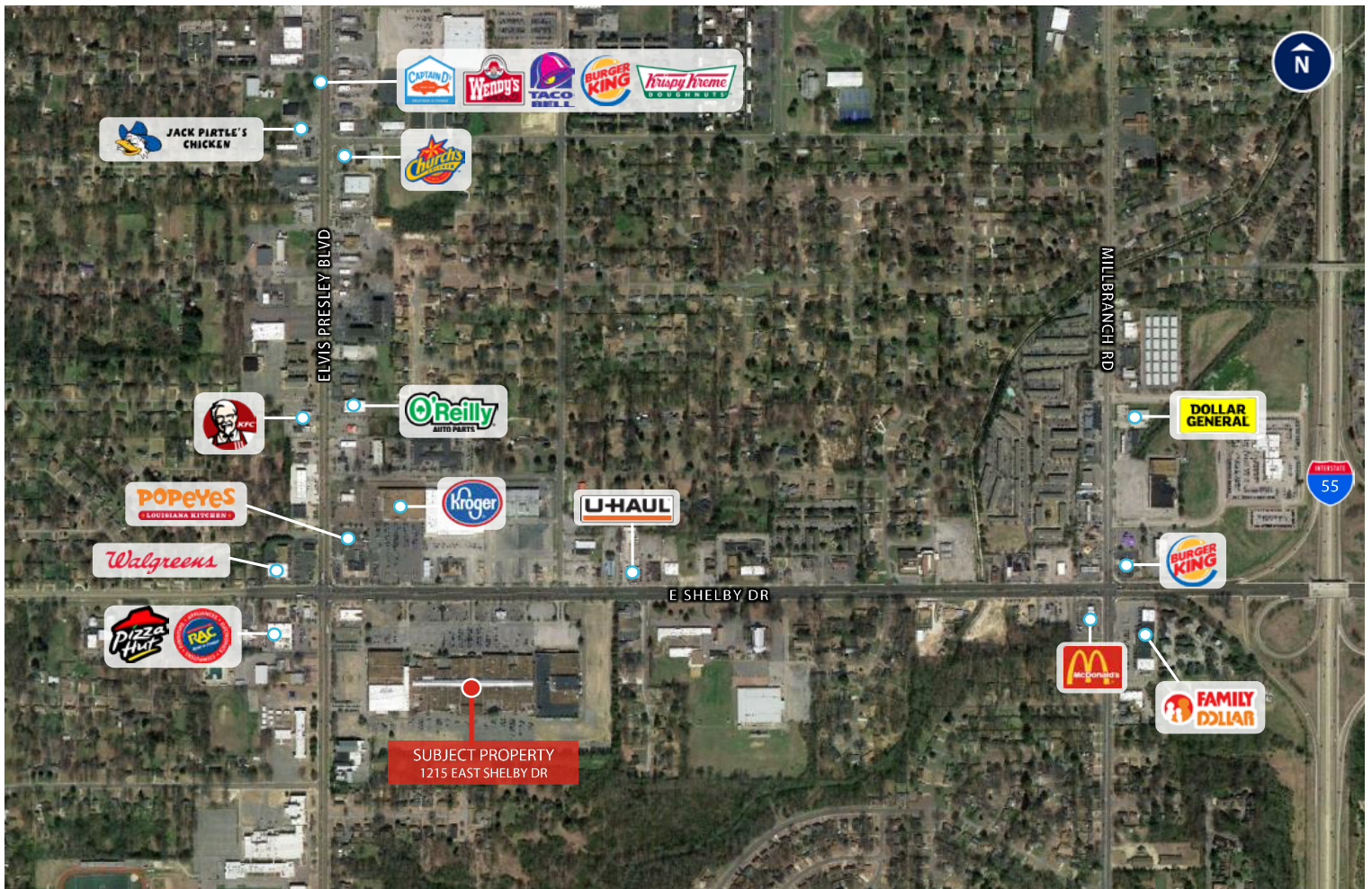
MASON
ASSET MANAGEMENT

T: 516 371.5858
E: leasing@masonam.com
150 Great Neck Road Suite 402
Great Neck, NY, 11021
www.masonam.com

SOUTHLAND MALL

1215 East Shelby Drive Memphis, TN 38116

RETAILER MAP



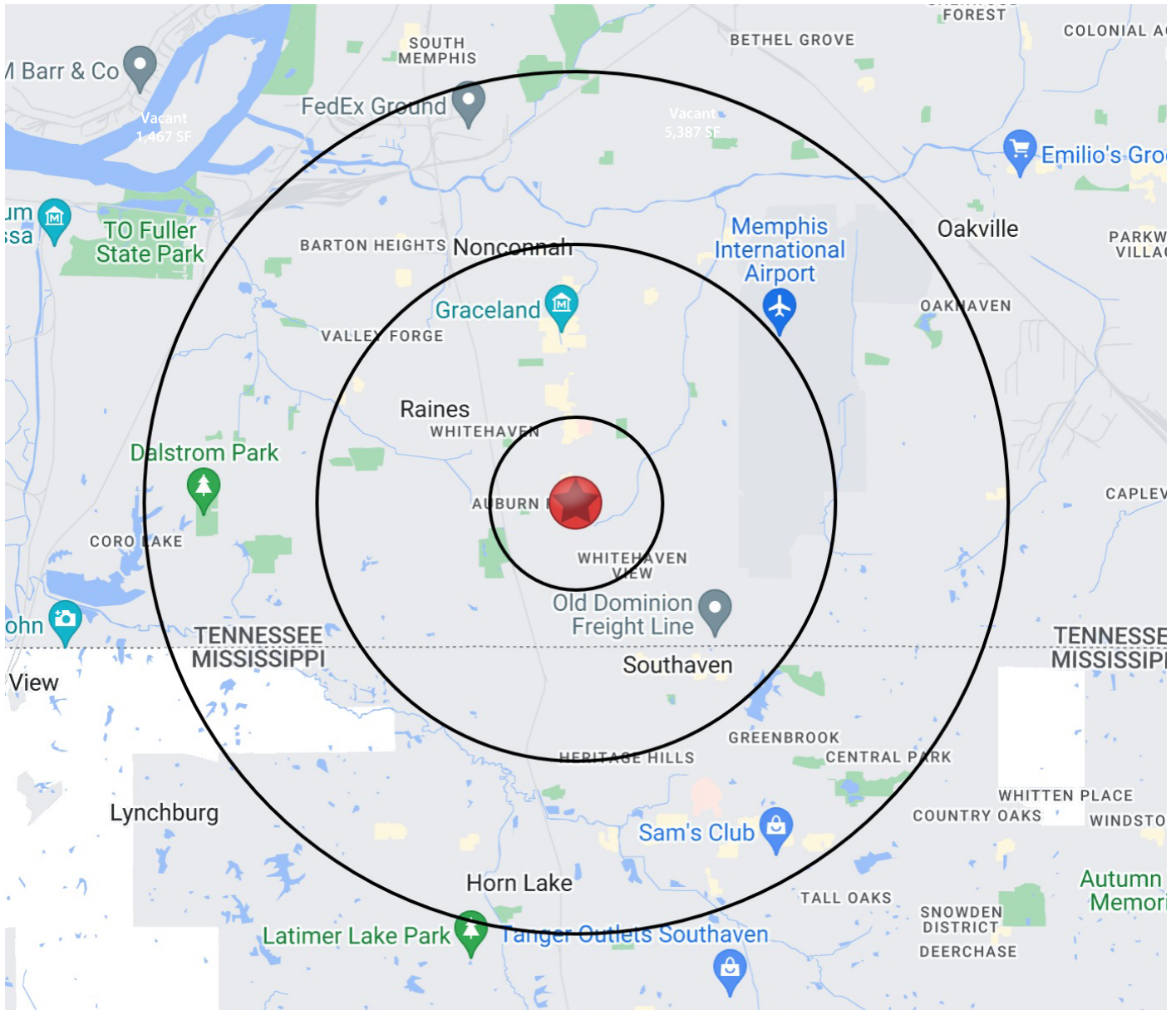
MASON
ASSET MANAGEMENT

T: 516 371.5858
E: leasing@masonam.com
150 Great Neck Road Suite 402
Great Neck, NY, 11021
www.masonam.com

SOUTHLAND MALL

1215 East Shelby Drive Memphis, TN 38116

RADIUS MAP



MASON
ASSET MANAGEMENT

T: 516 371.5858
E: leasing@masonam.com
150 Great Neck Road Suite 402
Great Neck, NY, 11021
www.masonam.com